




Count to Ten

~The Métis Way~

Marsee to all the elders
and learners who are keeping
our Michif language and Métis
culture alive!




This learning resource was created by SD79 in cooperation with the Cowichan Valley Métis Nation and is available for your use when teaching and learning about Métis culture and language.

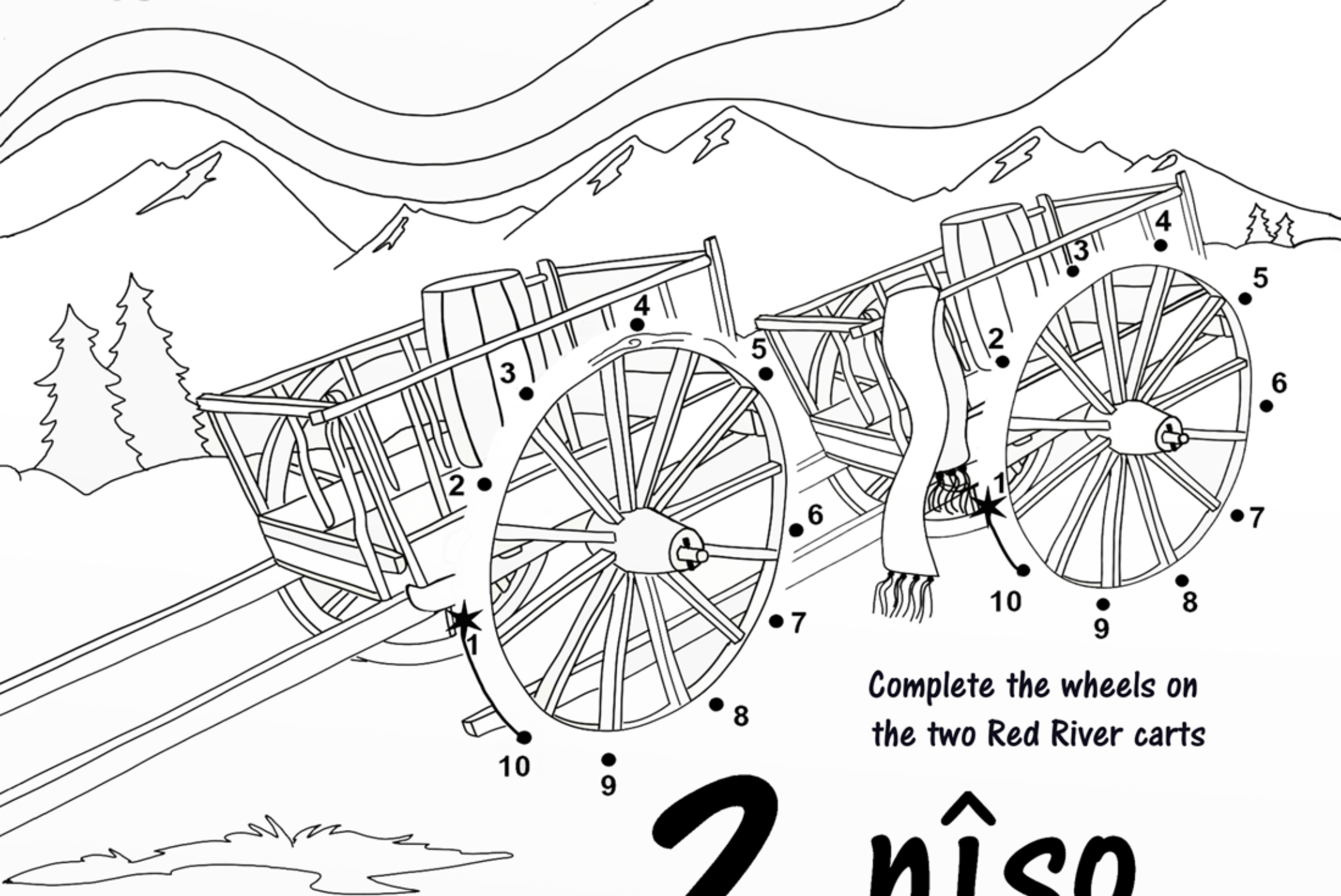
Additional copies are available at <http://abed.sd79.bc.ca>



1 piyak




Connect the dots to draw one infinity symbol on the Métis flag



Complete the wheels on
the two Red River carts

2 nîso

3 nisto



Choose the three
ingredients for
pemmican

Add the four
colours
to the capote



4 nêwo



5 niyânan




Draw the crosshatches on the five beaver tails



6 nīkōtwâsik




Glue the six buffalo on the prairie



7 tîpakohp

Cut the seven tassels
on the sash

8 ayêhânêw



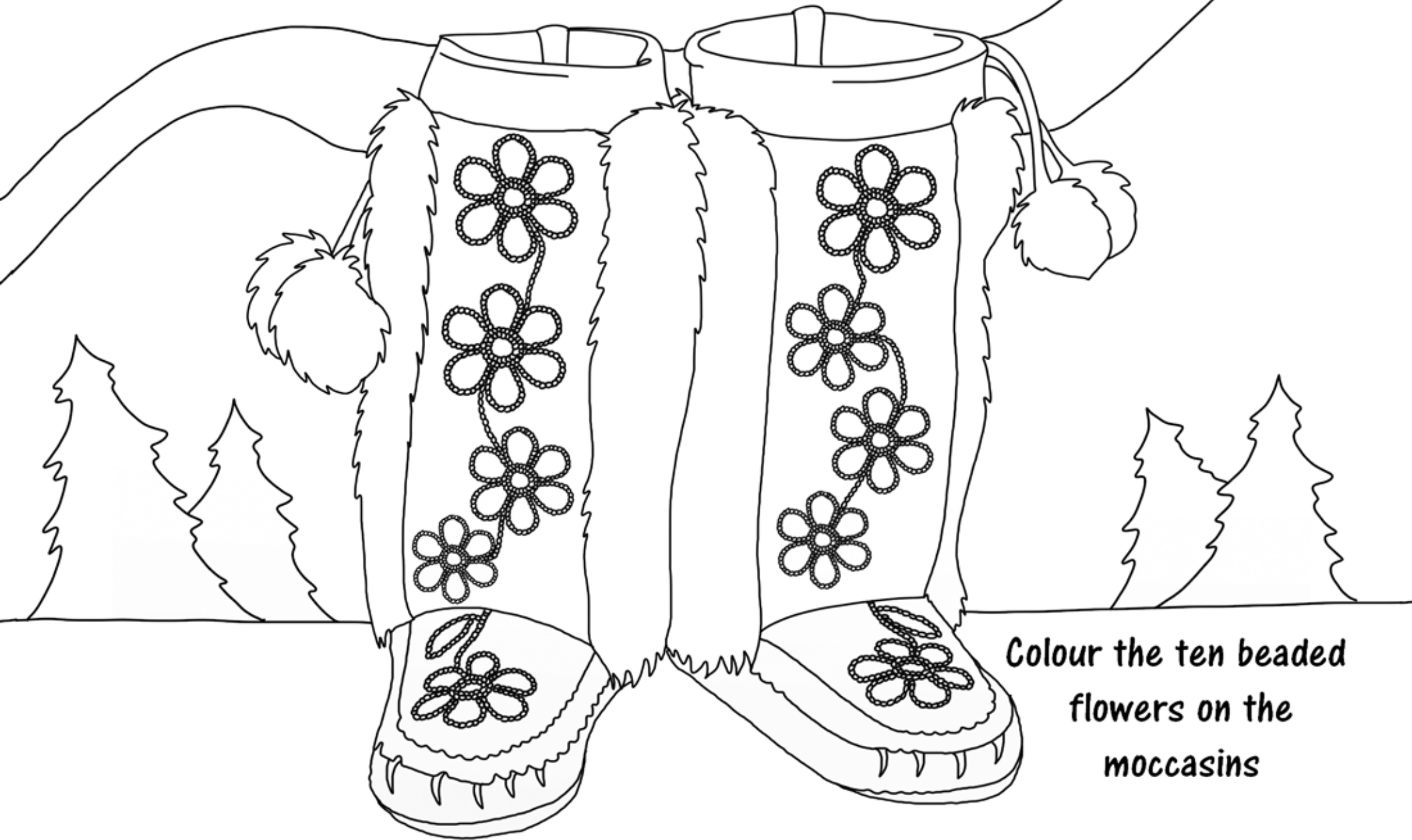
Draw eight missing strings
Four on each Fiddle

9 kîkâ mitâtaht



Find and circle nine Métis items

10 mitâtaht



Colour the ten beaded
flowers on the
moccasins

This book is yours to
share for educational
purposes only, not
for re-sale nor profit



Illustrations by Earlene Bitterman



Earlene is a graphics artist, cartoonist and digital animator born in Pouce Coupe BC to a traditional Métis family and raised in various communities in the north. She developed her skills living in remote communities - Dempster highway NWT, Yukon, Fort McMurray, Dawson Creek, Mackenzie, Stikine River, Haida Gwaii and finally to return to the peace river country in 1990 to raise her family. Her passion is Métis genealogy and community history studying her own history- Whitfords, Sansregrets, Collins and Bremners and her families' pre-confederation ties to the Fort St John-Dunvegan Forts in Northern BC.

